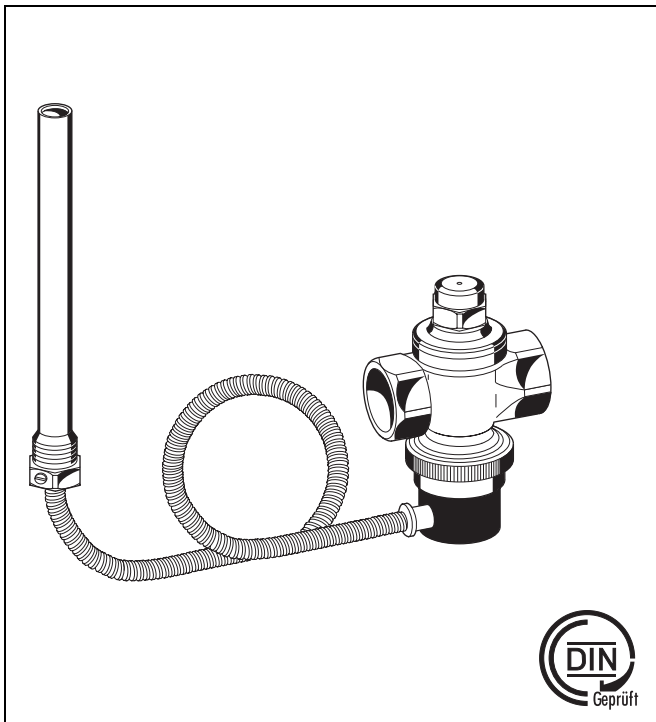


TS131

Temperature Relief Valve With test facility and double sensor

Product specification sheet



Construction

The temperature relief valve comprises:

- Housing with internal thread
- Bonnet
- Valve piston with form seal
- Spring
- Remote double temperature sensor with capillary tube
- Immersion pocket G 1/2" (ISO 228)

Materials

- Brass housing, bonnet and immersion pocket
- Copper temperature sensor
- Copper capillary tube
- Brass valve piston
- Hot-water-resistant elastomer seals

Application

The TS131 temperature relief valve for heating systems according to EN 12828 is a self-acting valve which is activated by the flow temperature of the heat generator. It opens and discharges water from the heat generator or condensing coil at a flow temperature of 95 °C and thereby prevents a significant temperature rise in the heat generator.

Special Features

- Construction tested to EN 14597 (TH119507)
- Immersion pocket with double heat sensors
- Test facility
- Capillary tube protected against kinking by steel sheath
- Immersion pocket with external thread

Range of Application

Multi-fuel boilers with integral water heating or condensing coils in closed solid-fuel fired heating systems to EN 12828.

Technical Data

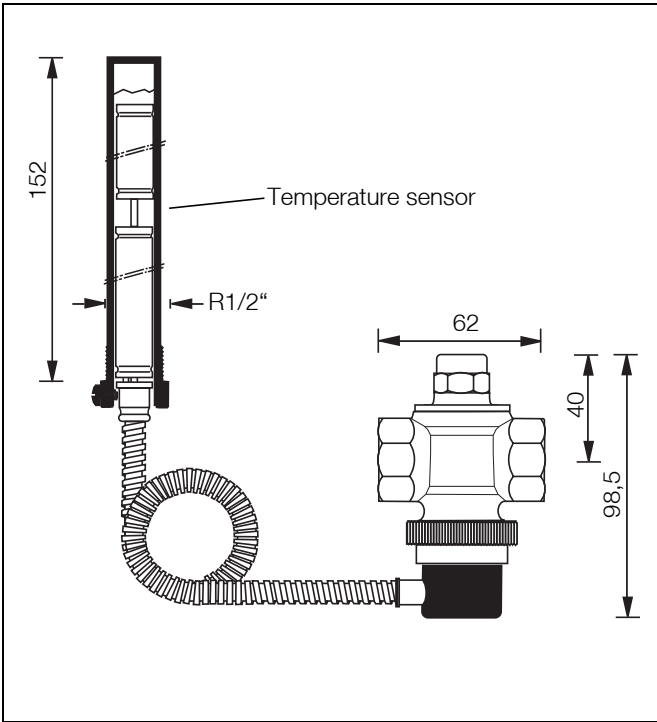
Heating system capacity max. 100 kW

Opening temperature 95 °C

Flow capacity 2800 kg/h water at the pressure drop $\Delta p=1$ bar (Inlet pressure 5bar; Outlet pressure 4bar) (1 capillary tube)

Connection size Rp 3/4" (DIN EN 10226)

Operating pressure max. 5 bar



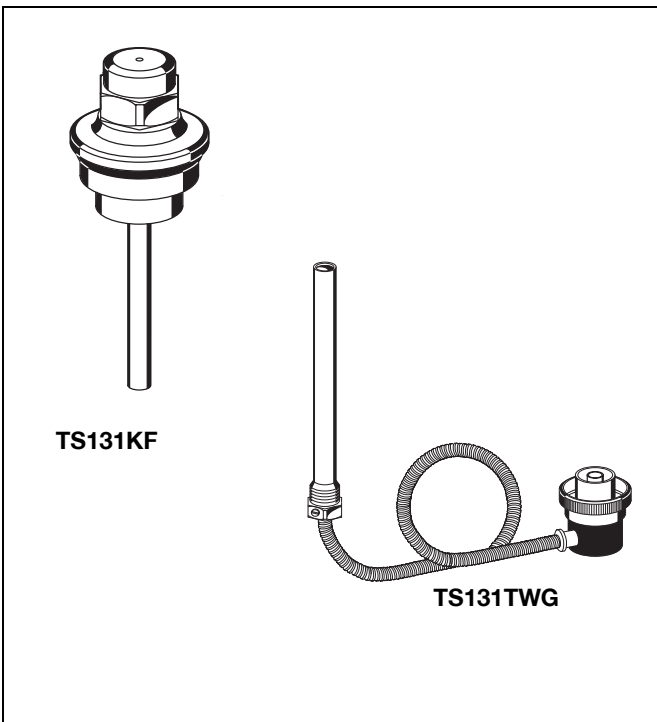
Method of Operation

The temperature relief valve is actuated by the flow temperature of the heat generator. It comprises a spring-loaded valve and a bellows operated temperature sensor. When a boiler flow temperature of 95°C is reached the force exerted by the bellows system becomes greater than the force of the spring and the valve opens. Heated potable water then flows out and this is replaced by cold water from the supply network.

This absorbs excess heat from the heat generator and prevents overheating.

Options

- TS131-3/4A = Opening temperature 95 °C
capillary tube with protection sheath 1300 mm,
with approved construction
- TS131-3/4B = Opening temperature 95 °C
capillary tube with protection sheath 4000 mm
- TS131-3/4Z = Special Versions available on request



Spare Parts

TS131KF-3/4 Piston guide complete for TS131

Connection size 3/4"

TS131TWG-3/4 Temperature motion transducer for TS131

- Opening temperature 95°C
- Option A = Capillary tube with protection sheath 1300 mm
- Option B = Capillary tube with protection sheath 4000 mm

Automation and Control Solutions

Honeywell GmbH
 Hardhofweg
 D-74821 Mosbach
 Phone: (49) 6261 810
 Fax: (49) 6261 81309
<http://europe.hbc.honeywell.com>
www.honeywell.com

Manufactured for and on behalf of the
 Environmental and Combustion Controls Division
 of Honeywell Technologies Sàrl, Z.A. La Pièce 16,
 1180 Rolle, Switzerland by its Authorised Representative Honeywell GmbH

EN0H-1543GE23 R0310
 Subject to change without notice
 © 2010 Honeywell GmbH

