



W2

Supra Heavy-Duty Hose Clamp Stainless Steel

The Supra range is the natural evolution of the Super W1 Clamp. Due to its revolutionary swiveling bridge, Supra W2 can be mounted in the most awkward applications without having to remove the hose. It can be opened up and fastened again when in place without dislodging any other parts of the clamp, making assembly much easier.

Thanks to the beveled edges, the hose is protected from damage. The Supra W2 clamp complies fully with the RoHS directive EU 20032/95/EC dated 1st July 2006. The high-strength bolt, designed and manufactured by Mikalor specifically for this clamp, together with the captive nut and spacer system allow you to clamp the most demanding of hose assemblies. This is the clamp of choice for professionals in the industrial hose, automotive and agricultural machinery sectors as well as in all industrial applications where an outstanding and above all reliable heavy-duty clamp is required.

* Special dimensions are available on request.

* The maximum application pressure can vary depending on the type of hose used and the geometry of the coupling.


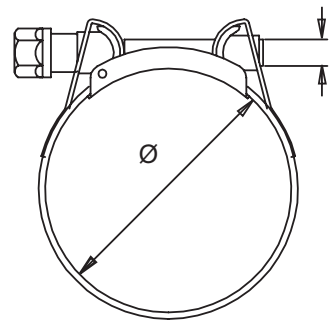
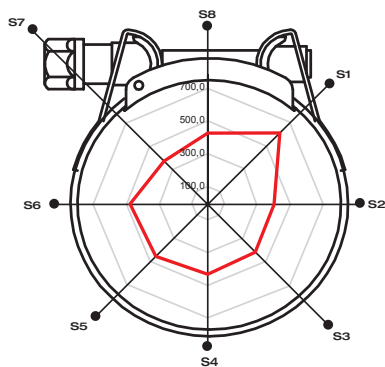
Patented Worldwide.

Supra W2

Application Ø		Part n° W2	r	e	a	b	Max. Values* Torque (Nm)	Max. Values* Pressure (Bars)	Box Quantity (MOQ)	Packing
mm	inches									
17-19	11/16-3/4	03019012	M6	8	18 ⁺⁰²	20	10	45	50	400
19-21	3/4-53/64	03019020	M6	8	18 ⁺⁰²	19,8	10	45	50	400
21-23	53/64-29/32	03019039	M6	8	18 ⁺⁰²	20	10	45	50	400
23-25	29/32-1	03019047	M6	8	18 ⁺⁰²	19,8	10	45	50	400
25-27	1-1-1/16	03019055	M6	8	18 ⁺⁰²	20	10	45	50	400
27-29	1-1/16-15/32	03019063	M6	8	18 ⁺⁰²	19,8	10	45	50	200
29-31	1-5/32-1-7/32	03019071	M7	10	20 ⁺⁰³	22	13	40	50	50
31-34	17/32-1-11/32	03019080	M7	10	20 ⁺⁰³	22	13	40	50	50
34-37	1-11/32-1-29/64	03019098	M7	10	20 ⁺⁰³	22	13	40	50	50
37-40	1-29/64-19/16	03019100	M7	10	20 ⁺⁰³	22	13	40	50	50
40-43	1-9/16-1-11/16	03019119	M7	10	20 ⁺⁰³	22	13	40	50	50
43-47	1-11/16-1-27/32	03019127	M7	10	20 ⁺⁰³	22	16	36	50	50
47-51	1-27/32-2-1/64	03019135	M7	10	20 ⁺⁰³	22	16	36	50	50
51-55	2-1/64-2-11/64	03019143	M7	10	20 ⁺⁰³	22	16	36	25	25
55-59	2-11/64-2-21/64	03019151	M7	10	20 ⁺⁰³	22	16	36	25	25
59-63	2-21/64-2-31/64	03019160	M7	10	20 ⁺⁰³	22	16	36	25	25
63-68	2-31/64-2-11/16	03019178	M7	10	20 ⁺⁰³	22	16	36	25	25
68-73	2-11/16-3-7/8	03019186	M8	13	25 ⁺⁰⁴	27,5	30	28	25	25
73-79	3-7/8-3-7/64	03019194	M8	13	25 ⁺⁰⁴	28	30	28	25	25
79-85	3-7/64-3-11/32	03019207	M8	13	25 ⁺⁰⁴	27,5	30	28	25	25
85-91	3-11/32-3-37/64	03019215	M8	13	25 ⁺⁰⁴	27,5	30	20	25	25
91-97	3-37/64-3-13/16	03019223	M8	13	25 ⁺⁰⁴	27,5	30	20	25	25
97-104	3-13/16-4-3/32	03019231	M8	13	25 ⁺⁰⁴	27,5	30	20	25	25
104-112	4-3/32-4-3/8	03019240	M8	13	25 ⁺⁰⁴	27,5	30	12	25	25
112-121	4-3/8-4-49/64	03019258	M8	13	25 ⁺⁰⁴	27,5	30	12	25	25
121-130	4-49/64-5-1/8	03019266	M8	13	25 ⁺⁰⁴	27,5	30	12	25	25
130-140	5-1/8-5-33/64	03019274	M10	15	28 ⁺⁰⁴	31	45	9	10	10
140-150	5-33/64-5-29/32	03019282	M10	15	28 ⁺⁰⁴	31	45	9	10	10
150-162	5-29/32-6-3/8	03019290	M10	15	28 ⁺⁰⁴	31	45	9	10	10
162-174	6-3/8-6-7/8	03019303	M10	15	28 ⁺⁰⁴	31	45	6	10	10
174-187	6-7/8-7-23/64	03019311	M10	15	28 ⁺⁰⁴	31	45	6	10	10
187-200	7-23/64-7-7/8	03019320	M10	15	28 ⁺⁰⁴	31	45	6	10	10

Application Ø		Part n° W2	r	e	a	b	Max. Values* Torque (Nm)	Max. Values* Pressure (Bars)	Box Quantity (MOQ)	Packing
mm	inches									
200-213	7-7/8-8-25/64	03019338	M10	15	28 ⁺⁰⁴	31	45	3	10	10
213-226	8-25/64-8-57/64	03019346	M10	15	28 ⁺⁰⁴	31	45	3	10	10
226-239	8-57/64-9-13/32	03019354	M10	15	28 ⁺⁰⁴	31	45	3	10	10
239-252	9-13/32-9-59/64	03019362	M10	15	28 ⁺⁰⁴	31	45	3	10	10
252-265	9-59/64-10-7/16	03019370	M10	15	28 ⁺⁰⁴	31	45	3	10	10
265-278	10-7/16-10-151/6	03019477	M10	15	28 ⁺⁰⁴	31	45	3	10	10
278-291	10-15/16-11-29/64	03019392	M10	15	28 ⁺⁰⁴	31	45	3	10	10
291-304	11-29/64-11-31/32	03019403	M10	15	28 ⁺⁰⁴	31	45	3	10	10
304-317	11-31/32-12-31/64	03019411	M10	15	28 ⁺⁰⁴	31	45	3	10	10
317-330	12-31/64-12-63/64	03019485	M10	15	28 ⁺⁰⁴	31	45	3	10	10
330-343	12-63/64-13-1/2	03019422	M10	15	28 ⁺⁰⁴	31	45	3	10	10
343-356	13-1/2-14-1/64	03019433	M10	15	28 ⁺⁰⁴	31	45	3	10	10
356-369	14-1/64-14-17/32	03019444	M10	15	28 ⁺⁰⁴	31	45	3	10	10
369-382	14-17/32-15-3/64	03019455	M10	15	28 ⁺⁰⁴	31	45	3	10	10
382-395	15-3/64-15-35/64	03019499	M10	15	28 ⁺⁰⁴	31	45	3	10	10
395-408	15-35/64-16-1/16	03019500	M10	15	28 ⁺⁰⁴	31	45	3	10	10

W2 Band and Bridge: X6Cr17 Stainless steel (DIN 1.4016)(AISI-430) **Bolt:** Qst 36-3 Mild steel (DIN 1.0213) Silver-white Cr3 Zinc-plated



Polar Diagram

● Sectors	S1	S2	S3	S4	S5	S6	S7	S8
— 35 Nm	611,0	404,0	410,0	435,0	456,0	472,0	372,0	428,0

Torque / Efficiency [Nm / daN]