



CA295

Backflow Preventer

Compact construction with threaded connectors

APPLICATION

Backflow preventers are suitable for the protection of drinkingwater systems against back pressure, back flow and back syphonage.

Fluids up to and including liquid category 3 to EN 1717 are protected.

APPROVALS

- NF
- WRAS
- KIWA
- BELGAQUA

SPECIAL FEATURES

- Integral strainer
- Compact construction
- Easy access to all internal components
- Low pressure loss and high flow performance
- ACS certified
- All materials are KTW approved
- Approved by TÜV LGA for noise Group 2
- Tested according to EN 14367




kiwa



TECHNICAL DATA

Media	
Medium:	Drinking water
Pressure values	
Inlet pressure:	1.5 - 10.0 bar
Operating temperatures	
Max. operating temperature medium:	up to 65 °C (WRAS max. 60 °C)
Specifications	
Installation position:	Horizontal with discharge valve downwards
Discharge pipe connection:	HT 40

CONSTRUCTION

Overview		Components	Materials
	1	Connection fittings	Brass
	2	Housing	Dezincification-resistant brass
	3	Discharge connection	High-quality synthetic material
	Not depicted components:		
		Integral strainer	Stainless steel
		Valve cartridge	High-quality synthetic material
		Outlet check valve	High-quality synthetic material
		Seals	EPDM

METHOD OF OPERATION

Backflow preventers are divided into three zones - inlet-, middle and outlet zone.

When the differential pressure between inlet zone and middle zone drops below under 10 % of inlet pressure the backflow preventer discharges by venting the middle zone to atmosphere. There is no possibility to control the safety arrangement by measuring.

TRANSPORTATION AND STORAGE

Keep parts in their original packaging and unpack them shortly before use.

The following parameters apply during transportation and storage:

Parameter	Value
Environment:	clean, dry and dust free
Min. ambient temperature:	5 °C
Max. ambient temperature:	55 °C
Min. ambient relative humidity:	25 % *
Max. ambient relative humidity:	85 % *

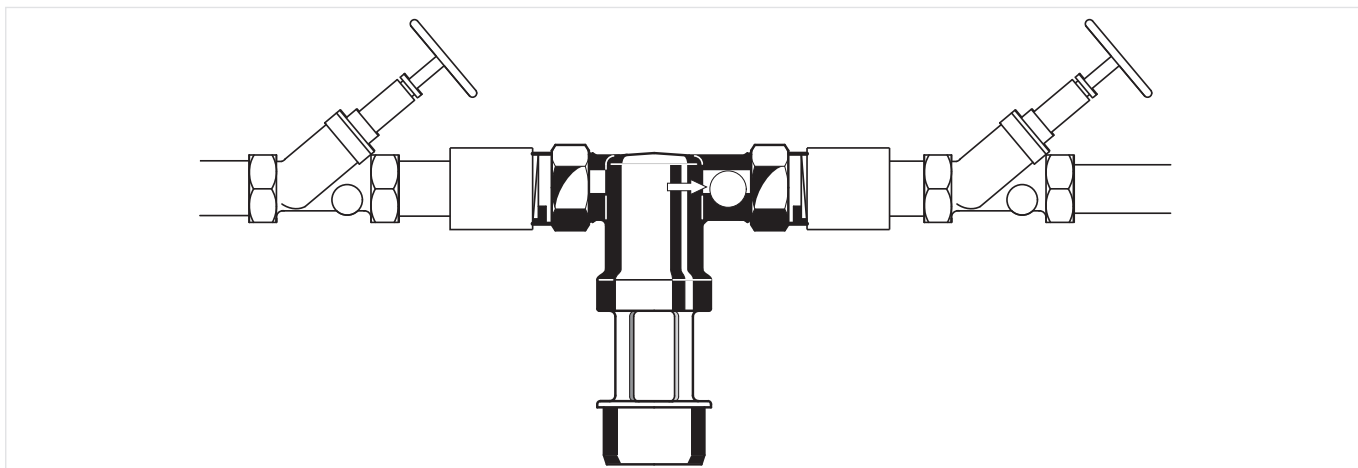
*non condensing

INSTALLATION GUIDELINES

Setup requirements

- Install shut-off valves before and after backflow preventer
- Install in horizontal pipework with the discharge valve downwards
- Ensure good access
 - Simplifies maintenance and inspection
- Backflow preventers of this type have an integral strainer which protects the device from the ingress of dirt. With highly polluted water a fine filter should be installed upstream to ensure the correct function of the device
 - This protects the appliance against dirt
- Do not install in places where flooding can occur
- The installation environment should be protected against frost and ventilated well
- Install discharge pipework which has adequate capacity
- In order to avoid flooding, it is recommended to arrange a permanent, professionally dimensioned wastewater connection
- These armatures need to be maintained regularly

Installation Example



TECHNICAL CHARACTERISTICS

Pressure drop characteristics

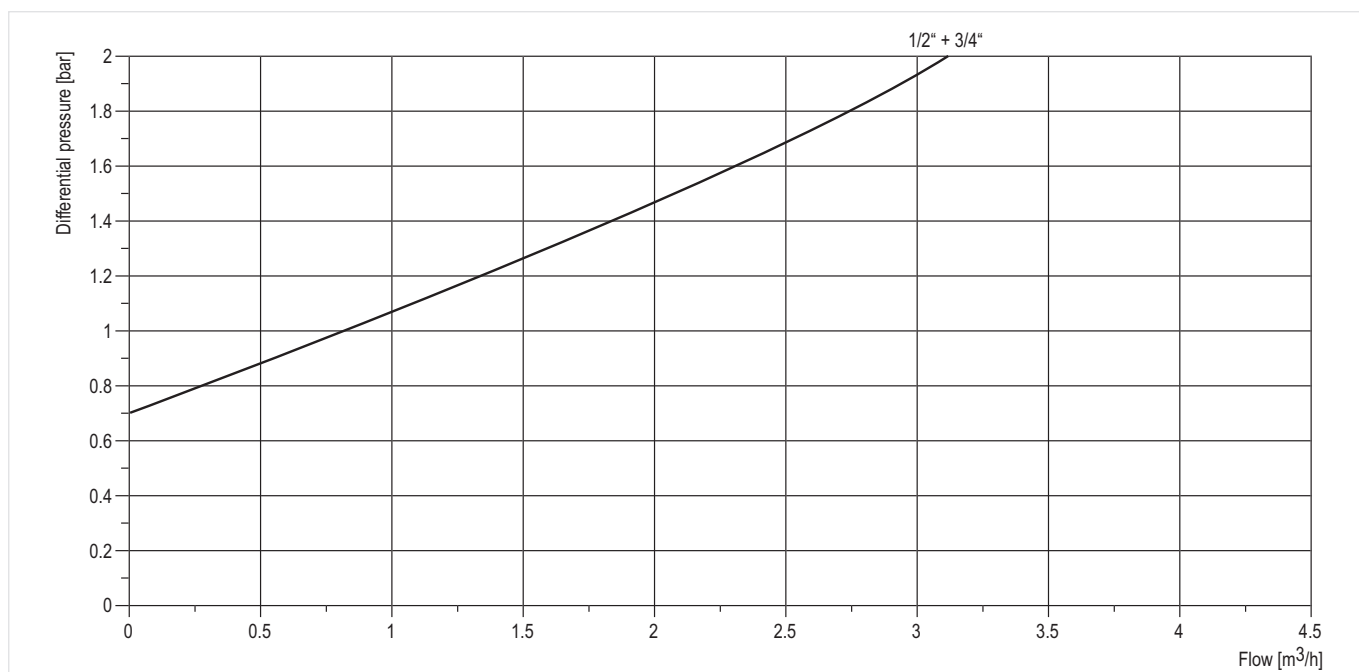
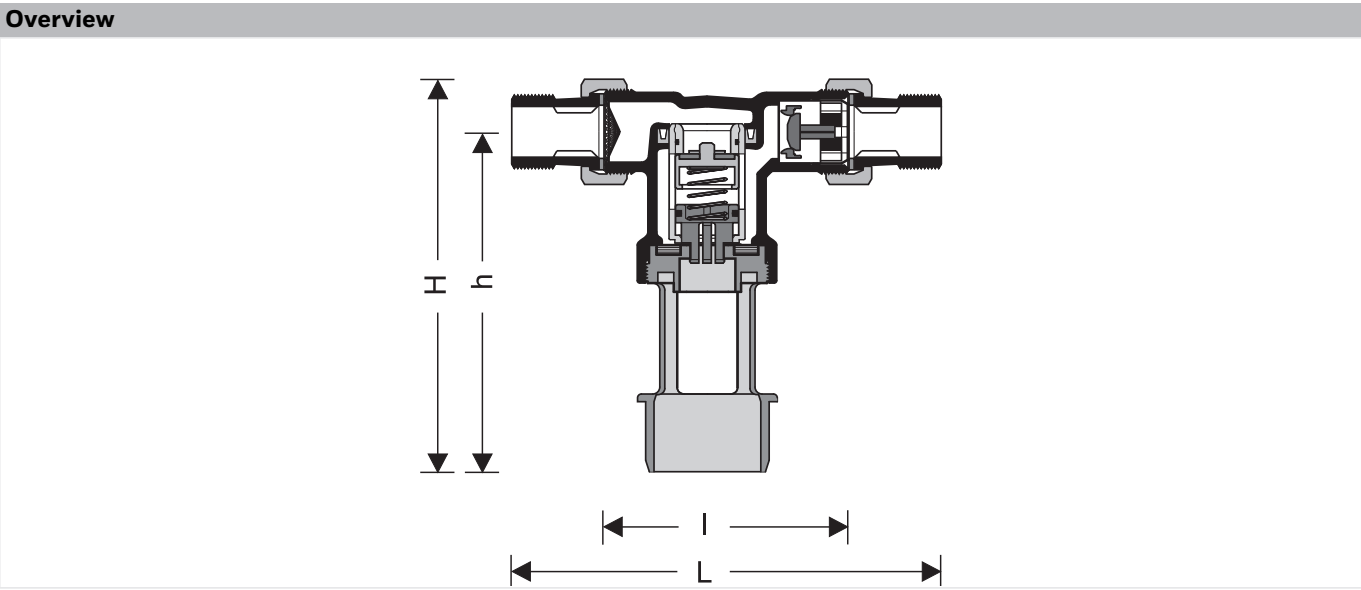


Fig. 1 Pressure drop within the valve in dependency of the flow rate and the used connection size

DIMENSIONS



Parameter			
Connection size:	R	1/2"	3/4"
Weight:	ca. g	510	700
Dimensions:	L	145	155
	l	84	87
	H	138	142
	h	121	121
Peak flow rate at Δp = 1.0 bar:	m³/h	0.7	0.7

Note: All dimensions in mm unless stated otherwise.

ORDERING INFORMATION

The following tables contain all the information you need to make an order of an item of your choice. When ordering, please always state the type, the ordering or the part number.

Options

The backflow preventer is available in the following sizes: 1/2" and 3/4".

- standard
- not available

		CA295 - ... A	CA295 - ...AGB
Connection type:	Standard version with threaded connections in sizes R 1/2" and R 3/4"	•	-
	Standard version, all materials acc. WRAS, with threaded connections in sizes R 1/2" and R 3/4	-	•

For more information

homecomfort.resideo.com/europe



Ademco 1 GmbH
Hardhofweg
74821 MOSBACH
GERMANY
Phone: +49 6261 810
Fax: +49 6261 81309

Manufactured for and on behalf of the
Pittway Sàrl, La Pièce 4, 1180 Rolle, Switzerland
by its Authorised Representative Ademco 1 GmbH
EN0H-1225GE23 R0219
Subject to change
© 2019 Resideo Technologies, Inc.
The Honeywell Home trademark is used under
license from Honeywell International Inc.

