

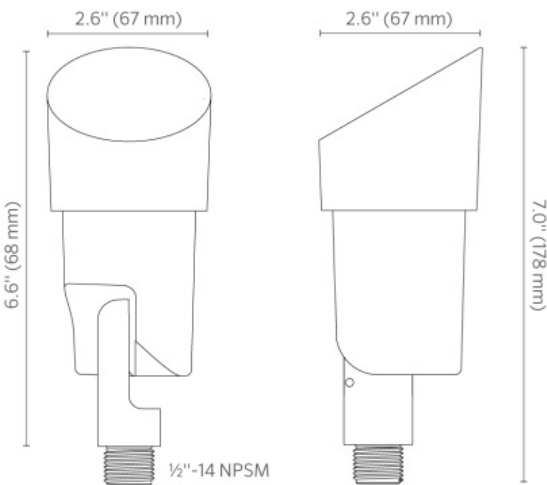
EVO™ EA-51 Accent Light



PROJECT
CATALOG #
TYPE
NOTES

The Evo EA-51 Accent Light features an exceptional design complete with a gasketed shroud, a clear mineral glass lens, and a ceramic base bi-pin socket. Ideal for directional up lighting when height is needed, it can easily handle the requirements of lighting a two-story structure or 20' (6 m) tree.

As part of the Evo Collection, this injection-molded, composite fixture minimizes environmental impact while offering a lower-cost option that doesn't sacrifice on design or output. Developed for simplicity, it comes with an MR-16 Eco LED Lamp and is available in a base black composite finish that blends into the landscape.



Quick Facts

- Eco-friendly, composite construction minimizes environmental impact
- UV-tested, corrosion-proof materials withstand coastal areas with saline environments
- Compatible with standard G4 LED lamps and accessories for convenience and long-term performance
- 10' (3 m) lead

	E-4-W-FL
Total Lumens (lm)	250
Power Consumption (VA)	6.2
Efficacy (Lumens per Watt)	78
Correlated Color Temperature (CCT)	2700K
Halogen Equivalent (W)	20
Beam Angle	30°
Maximum Candela (cd)	640
Color Rendering Index (CRI)	85+
Input Voltage (VAC/VDC)	10 to 15
Dimming	Phase
Minimum Rated Life (L70)	30,000 hrs

EVO™ EA-51 Accent Light SPECIFICATIONS

About FX Luminaire

As a leading manufacturer of landscape and architectural lighting, FX Luminaire provides innovative products, resources, and support to help customers bring their visions to life. The company offers a range of specification-driven solutions, including fixtures, controls, and accessories, to enhance residential and commercial landscapes.

Materials

Composite

LED

MR16 LED, Max (7 VA)

Threads

½"-14 NPSM

Adjustability

Compress-and-lock features prevent slip after installation. Offers 9° increments of adjustability over 220° of vertical alignment.

Finish

Black, textured composite

Hardware

Stainless steel knuckle adjustment screw, super slot spike, and lock washer.

Wiring

18 AWG (1 mm); SPT-1W; 220°F (105°C); 300 V; 3' (1 m) length, measured from the light aperture

Sockets

MR-16 GU5.3 socket with retaining clips. Ceramic socket base with heat-resistant contact pad. Stainless steel retaining clips ensure high spring force retention.

Dimming

Primary: Consult transformer specifications. Secondary: Luxor® control (with ZD Lamp) or a trailing-edge (reverse phase-cut) dimmer.

Glare Control

45° angled shield

Weight

0.56 lb (0.25 kg)

Installation Accessories (Included)

Item ships with a 7" (180 mm), ABS slotted stake

Lens

OptiClear™ tempered glass for exceptional optical purity and load strength

Ambient Operating Temperature

0°F to 140°F (-18°C to 60°C)

Input Voltage

10 to 15 VAC/VDC, 50/60 Hz
Remote transformer required (specify separately).

Power Consumption

Specified power consumption indicates the full apparent power.

Installation Requirements

Designed for installation in the upward lighting direction only.

Lens Transparency

Clear

Beam Angles

Dependent upon selected lamp

Manufacturing

ISO 9001:2015 certified facility

Lifetime

Eco: >30,000 Hrs (L70, B10, TM21 Reported)

Warranty

Fixture: 3-year limited warranty
Included Lamp: 3-year limited warranty

Listings



[field_spec_builder_mount] [field_spec_builder_mount]

Fixture	Power	Compliance	Finish
EA-51	E4WFL 20 W Equivalent LED Lamp, 2700K, 35° (4 W/6.2 VA)	[default] North America (UL Listed)	BC Black Composite
	NL Lamp not included	E International (CE Certified)	

-

-



















-

EA-51-XXXXX-X-BC

EA51-E4WFL - Illuminance at a Distance

Distance	Center Beam fc	Beam Width	
Feet (Meters)	Foot-Candles (Lux)	Vertical : 32 °	Horizontal : 33 °
50' (15 m)	0.3 fc (3 lx)	28.2' (9 m)	29.3' (9 m)
40' (12 m)	0.4 fc (4 lx)	22.6' (7 m)	23.4' (7 m)
30' (9 m)	0.7 fc (8 lx)	16.9' (5 m)	17.6' (5 m)
20' (6 m)	1.6 fc (17 lx)	11.3' (3 m)	11.7' (4 m)
10' (3 m)	6.4 fc (68 lx)	5.6' (2 m)	5.9' (2 m)





MOUNTING OPTIONS: Specify Separately

Mounts	Catalog No.		Mounts	Catalog No.	
Long Slot Spike	250015840000		Three-Prong Spike	250020020000	
Straight Coupling	COUP-XX*		90° Coupling	ELBW-050-XX*	
Gutter Mount	GM-SS		Ground Mount for 2.0" Schedule 40 Post Mounting with ½" Thread	GM-XX*	
Line Mount	LNM		Mini J-Box for ½" Thread	MJB-050-XX*	
ProAim® Ratcheting Spike	PARS		Post Mount for 1.5" Schedule 40 Post Mounting with ½" Thread	PM-XX*	
Super J-Box Spike	SJ-XX*		TreeBox® Mount with ½" Thread	TB-XX*	
T-Mount Coupling with ½" Thread	TMNT-050-XX*		Tree Ring	TR-YY*-8P-XX*	
VersaBox® Mount with ½" Thread	VB-050-XX*		Variable Height Riser for Up Lights	VHR-UL	
Single-Gang Wall Plate with ½" Thread	WP-1G-050-XX*		Round Wall Plate with ½" Thread	WP-RD-050-XX*	














GLARE CONTROL: Specify Separately

Glare Control	Catalog No.		Glare Control	Catalog No.
Hex Baffle for MR-16 LED Lamps	250015260000			

LENS OPTIONS: Specify Separately

Lenses	Catalog No.		Lenses	Catalog No.	
MR16 Linear Spread Lens	250013550000		Frosted Lens for MR-16 LED Lamps	250015170000	
MR16 Color Softening Lens, +100K shift	250015200000		MR16 Solite Spread Lens	250015240000	

POWER OPTIONS: Specify Separately

Power	Catalog No.		Power	Catalog No.	
DX Controller, 150 W, Matte Gray	DX150M		DX Controller, 150 W, Stainless Steel	DX150SS	
DX Controller, 300 W, Matte Gray	DX300M		DX Controller, 300 W, Stainless Steel	DX300SS	
EX Transformer, 150 W, Matte Gray	EX-150-M		EX Transformer, 150 W, Stainless Steel	EX-150-SS	
Luxor CUBE- Low-voltage	LCM-LV		Mini Plug-In Transformer, 30 W	MT-30W	
Plug-In Transformer, 6 W	MT-6W		PX Transformer, 300 W	PX-300-SS	
PX Transformer, 600 W	PX-600-SS		PX Transformer, 900 W	PX-900-SS	
Step-Down Transformer, Dimmable (120 V to 12 V)	ST-120-DIM		Step-Down Transformer, UV (120/277 V to 12 V)	ST-UV	